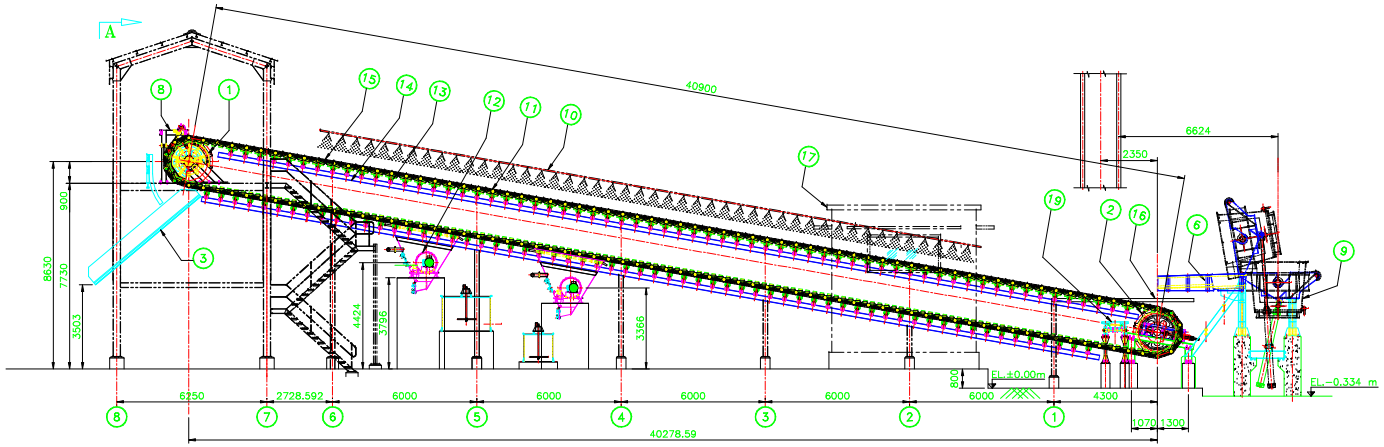


ELEVATION

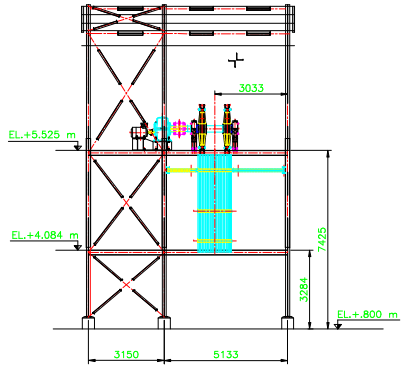


VIEW A–A

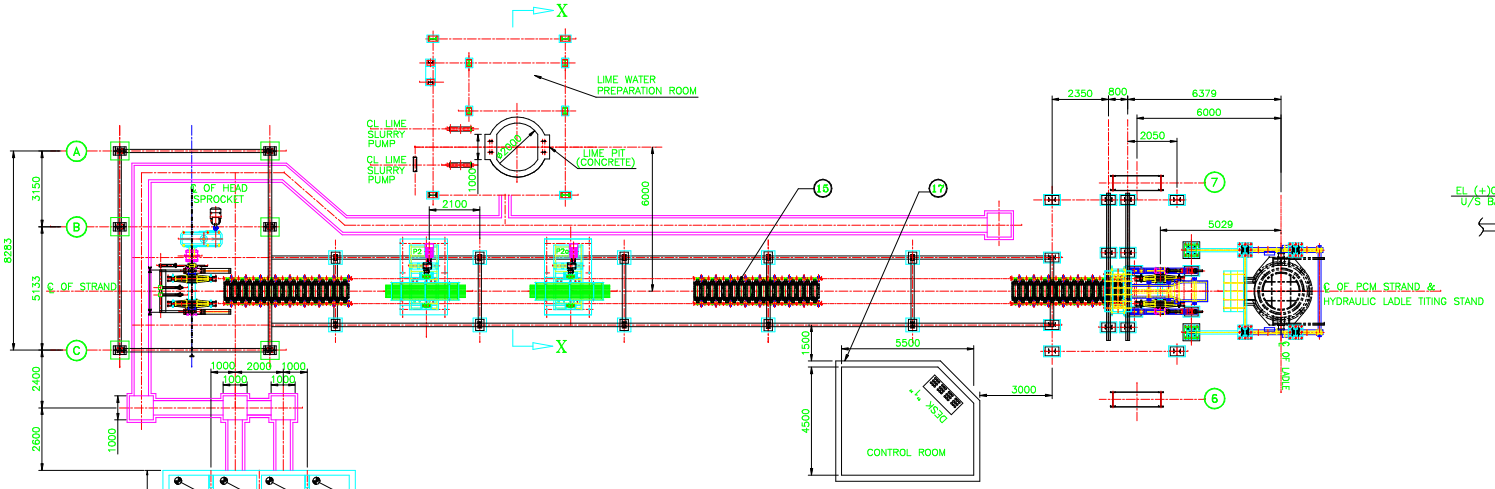


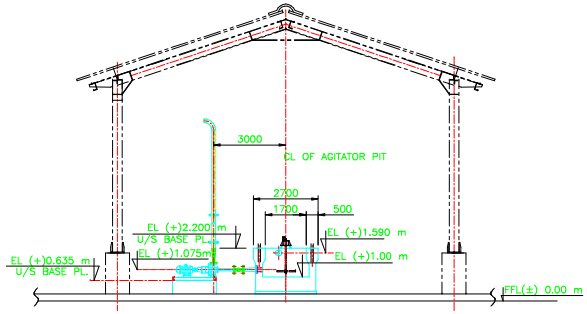


SECTION X–X

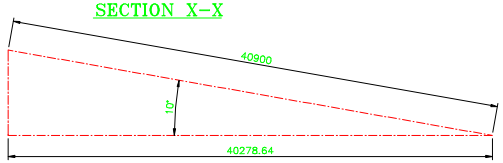


MACHINE INCLINATION

( SCALE 1:150 )

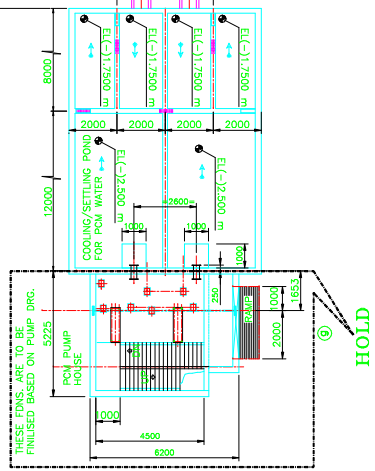


## TECHNICAL SPECIFICATION :–

1. MATERIAL TO BE CAST..... : FERRO ALLOY
2. TYPE..... : SINGLE STRAND INCLINED CONTINUOUS
3. DESIGN CAPACITY OF CASTING M/C.....T/DAY : 250 (PER STRAND)
4. INCLINED LENGTH OF MACHINE.....M. : 40.900M
5. DESIGNED CAPACITY OF MOULD.....KG. : 1x20=20KG.(APPX.)
6. NO. OF MOULDS..... : 300 (PER STRAND)
7. MOLTEN METAL METAL TEMPERATURE.....C° : 1550
8. LADLE CAPACITY.....T : 25 T
9. STRAND SPEED RANGE (V.V.V.I.).....M/min : 6–12
10. SPROCKET PITCH CORCLE DIA..... MM : 1974
11. MOTORS:–
    a) STRAND DRIVE (2 NOS.)..... : 30 KW,6P/F/SQ.CG./CRANE DUTY
    b) LIME MILK SPLASHER (2 NOS.)..... : 11KW GEAR MOTOR
    C) LIME MILK TRANSFER PUMP (4 NOS.)..... : 1.5KW/90L/4P/CL.–F.SQ.CAGE
    (1 NO. WORKING & 1 NO STAND BY PER STAND)
    d) AGITATOR FOR LIME PREPARATION TANK(1 NO.)..... : 5.5KW
    ( COMMON FOR BOTH CM
    e) CENTRALIZED GREASE LUBRICATION PUMP..... : 0.37KW/CL.–F/60RPM
12. GEAR BOX..... : MULTISTAGE HELICAL, RATIO 400:1/CSD 450
13. INCLINATION ANGLE OF CONVEYOR..... : 10° (WITH HORIZONTAL)
14. LAUNDER SLOPE.....DEG : 2 (NOMINAL)
15. DURATION OF WATER COOLING.....SEC : 200 (APPX)
16. DURATION OF AIR COOLING.....SEC : 60 (NOMINAL)
17. WATER REQD:–
    a) MOULD & DISC CHUTE COOLING PER STAND.....$M^3$/HR. : 80 (@ 2 KG. /$CM^2$)
    b) LIME MILK PREPARATION SYSTEM.....$M^3$/HR. : 10
    c) MAKE UP WATER FOR LIME & CLEANING.....$M^3$/HR. : 15
18. AIR REQD FOR LIME ..... $M^3$/HR. : 10
19. LUBRICATION SYSTEM : a) CENTRALIZED LUB FOR ROLLER
    b) MANUAL FOR CHAIN BUSH
    c) OIL SPLASH FOR GEAR BOX
20. POWER SUPPLY : 415±6% , 50±3% Hz. , 3PH, EAPTH/C

| ITEM | DRG. NO. | DESCRIPTION | NO. OFF | UNIT WT. IN KG. | TOTAL | APPL. IN FO |
|---|---|---|---|---|---|---|
| 19 | FM–19–00 | SPILLAGE TROLLEY ( 2000 Kg Capacity) | 1 NO. | | | |
| 18 | FM–18–00 | WATER COLLECTION TPAY ALONG WITH RETURN WATER PIPE LINE (NOT SHOWN) | 1 NO. | | | |
| 17 | FM–17–00 | ELECTRIC CONTROL | 1 NO. | | | |
| 16 | FM–16–00 | GALLERY WITH POURING PLATFORM | – | | | |
| 15 | FM–15–00 | MOULD | 300 NOS. | | | |
| 14 | FM–14–00 | ROLLER PEDESTAL STRUCTURE | 1 SET | | | |
| 13 | FM–13–00 | ROLLER WITH PEDESTAL | 265 NOS. | | | |
| 12 | FM–12–00 | LIME MILK PREPARATION & SPLASHING SYS | 1 SET | | | |
| 11 | FM–11–00 | LINK CHAIN WITH TIE PLATE | 300 NOS. | | | |
| 10 | FM–10–00 | MOULD COOLING SYSTEM | 1 SET | | | |
| 9 | FM–09–00 | HYDRAULIC LADLE TILTING ARRGT. | 1 SET | | | |
| 8 | FM–08–00 | KNOCKING ARRGT. | 1 SET | | | |
| 7 | FM–07–00 | MOTORIZED CENTRALIZED LUBRICATION SYS. (NOT SHOWN) | 1 SET | | | |
| 6 | FM–06–00 | HOT METAL LAUNDER | 1 SET | | | |
| | | | | | | |
| | | | 1 NO. | | | |
| 3 | FM–03–00 | DISCHARGE END CHUTE | 1 NO. | | | |
| 2 | FM–02–00 | TAIL END SPROCKET ARRGT. | 1 NO. | | | |
| 1 | FM–01–00 | DRIVE END SPROCKET ARRGT. | 1 NO. | | | |

JINDAL STAINLESS — DUBURI, JAJPUR, ORISSA

मेकॉन लिमिटेड

MECON LIMITED

ROTAMECH

CONSULTANTS & ENGINEERS (P) LTD

| NO | DATE | DESCRIPTION | DRN | CHKD | DRAWING NO. | DESCRIPTION |
|---|---|---|---|---|---|---|

REVISION — REFERENCES

NOTES

NOTICE

THIS DRAWING AND ALL INFORMATIONS THEREIN CONTAINED ARE CONFIDENTIAL AND ARE THE PROPERTY OF ROTAMECH CONSULTANTS & ENGINEERS (P) LTD. WITHOUT WHOSE WRITTEN AUTHORISATION THEY SHOULD NOT BE UTILISED, DISCLOSED OR COPIED.

SCALE 1:110 | CLIENT: JINDAL STAINLESS LIMITED

DRN. | CHKD. DA | APP. SRA

TITLE: GA OF FERRO ALLOY CASTING MACHINE (SINGLE STRAND)

DATE 09.06.2006 | DRG. NO. FM–00–001 | REV. 2

A1